

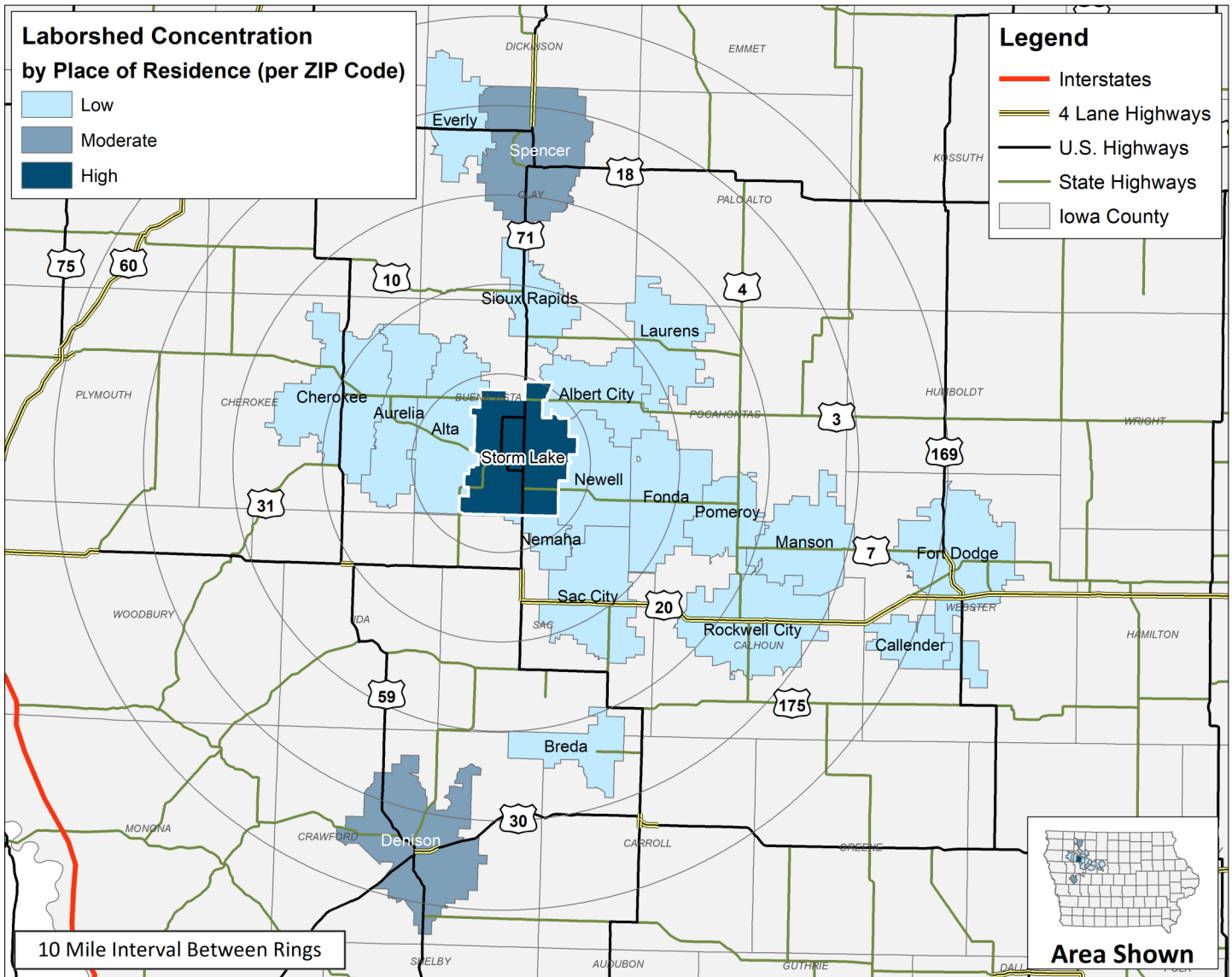
LABOR CHARACTERISTICS



WAREHOUSE & DISTRIBUTION

STORM LAKE, IA LABORSHED AREA

CONCENTRATION OF RESPONDENTS WITHIN THE LABORSHED AREA WITH TRANSFERABLE EXPERIENCE/SKILLS BY PLACE OF RESIDENCE



Workers who have transferable experience/skills in the industry are currently commuting an average of 14 miles one way for work. Those who are likely to change/accept employment are willing to commute an average of 20 miles one way for the right employment opportunity.

FOR MORE INFORMATION REGARDING THE STORM LAKE, IA LABORSHED, CONTACT:

Iowa Lakes Corridor Development Corporation
520 2nd Avenue East, Suite 2
Spencer, IA 51301

Phone: (712) 264-3474 | E-mail: info@lakescorridor.com
www.lakescorridor.com

LABOR CHARACTERISTICS



WAREHOUSE & DISTRIBUTION

ESTIMATED AVAILABLE LABOR PER OCCUPATIONAL CATEGORY:

- Automotive Service Technicians and Mechanics - 748
- First-Line Supervisors of Mechanics, Installers, and Repairers - 935
- First-Line Supervisors of Production and Operating Workers - 561
- Heavy and Tractor-Trailer Truck Drivers - 2,618
- Industrial Truck and Tractor Operators - 374
- Inspectors, Testers, Sorters, Samplers, and Weighers - 187
- Installation, Maintenance, and Repair Workers, All Other - 1,122
- Laborers and Freight, Stock, and Material Movers, Hand - 936
- Light Truck or Delivery Services Drivers - 188
- Logisticians - 186
- Production Workers, All Other - 1,496
- Production, Planning, and Expediting Clerks - 560
- Shipping, Receiving, and Traffic Clerks - 747

AN ESTIMATED TOTAL OF **10,658** PEOPLE IN THE LABORSHED AREA

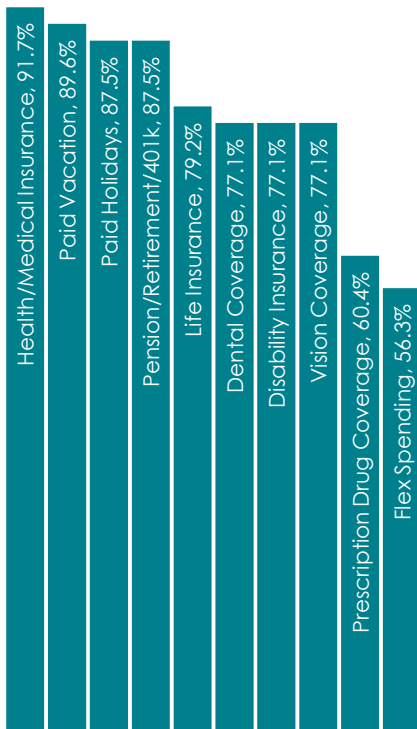
UNDEREMPLOYMENT (ESTIMATED):

- Low hours - 1.8% (22)
- Low income - 0.0%
- Mismatch of skills - 3.5% (42)
- Total - 5.3% (64)

(Individuals counted only once when estimating Total Underemployment.)



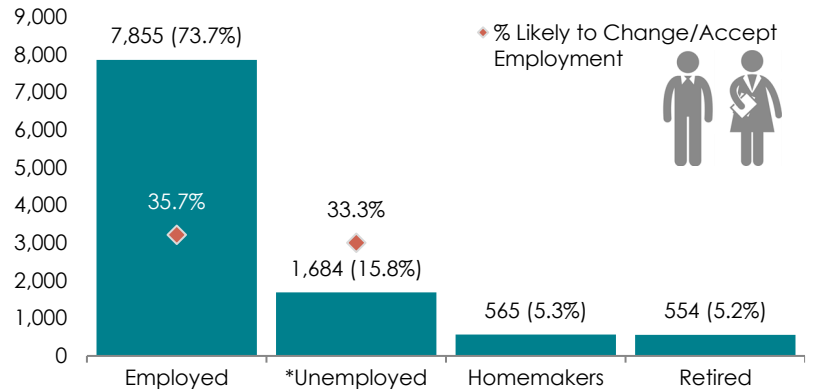
CURRENT BENEFITS:



DESIRED BENEFITS:



ESTIMATED TOTAL BY EMPLOYMENT STATUS (PERCENTAGE):



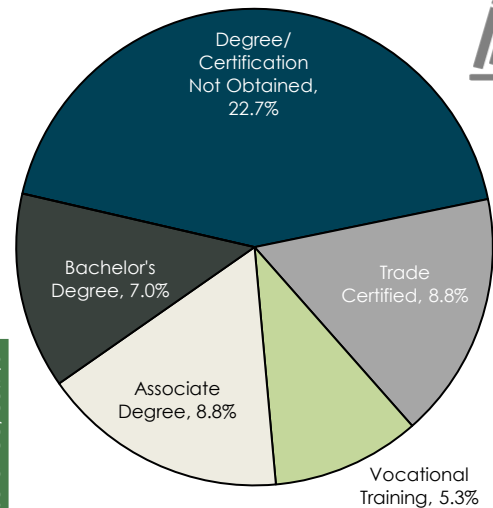
**Employment status is self-identified by the survey respondent. The unemployment percentage does not reflect the unemployment rate published by the U.S. Bureau of Labor Statistics, which applies a stricter definition.*

EMPLOYMENT STATS:

- 66.7% paid an hourly wage
- 98.2% are/were employed full-time
- 1.8% are/were employed part-time
- 14.3% are/were self-employed
- 9.8% hold two or more jobs
- Currently working an average of 50 hours/week

EDUCATIONAL LEVEL:

(52.6% HAVE AN EDUCATION BEYOND HIGH SCHOOL)



TOP JOB SEARCH RESOURCES:

(For those seeking employment opportunities, by use.)

- Internet - 69.1%
 - www.indeed.com
 - www.facebook.com
 - www.monster.com
 - Company/organization website
- IowaWORKS Centers - 43.6%
- Networking through friends, family or acquaintances - 40.0%
- Newspapers - 34.5%



LABOR CHARACTERISTICS



WAREHOUSE & DISTRIBUTION

OCCUPATION	OCCUPATIONAL CODE	MEAN WAGE	ENTRY WAGE	EXPERIENCED WAGE	MEDIAN WAGE	MEAN ANNUAL SALARY
Automotive Body and Related Repairers	49-3021	\$20.39	\$16.77	\$22.20	\$20.06	\$42,408
Automotive Service Technicians and Mechanics	49-3023	\$22.27	\$15.79	\$25.51	\$22.21	\$46,317
Bus and Truck Mechanics and Diesel Engine Specialists	49-3031	\$23.26	\$16.87	\$26.46	\$22.97	\$48,390
Cargo and Freight Agents	43-5011	\$21.69	\$11.66	\$26.71	\$23.56	\$45,118
Cleaners of Vehicles and Equipment	53-7061	\$14.92	\$13.02	\$15.86	\$14.66	\$31,027
Conveyor Operators and Tenders	53-7011	\$18.56	\$15.50	\$20.09	\$18.40	\$38,606
Dispatchers, Except Police, Fire, and Ambulance	43-5032	\$20.47	\$15.93	\$22.74	\$19.34	\$42,581
First-Line Supervisors of Mechanics, Installers, and Repairers	49-1011	\$35.87	\$25.55	\$41.04	\$36.05	\$74,616
First-Line Supervisors of Production and Operating Workers	51-1011	\$28.61	\$20.00	\$32.91	\$28.71	\$59,499
Heavy and Tractor-Trailer Truck Drivers	53-3032	\$20.73	\$14.99	\$23.61	\$20.34	\$43,127
Helpers--Installation, Maintenance, and Repair Workers	49-9098	\$16.48	\$14.09	\$17.67	\$16.95	\$34,269
Helpers--Production Workers	51-9198	\$19.88	\$15.72	\$21.96	\$20.82	\$41,348
Industrial Machinery Mechanics	49-9041	\$24.56	\$19.38	\$27.15	\$24.15	\$51,086
Industrial Truck and Tractor Operators	53-7051	\$18.28	\$14.16	\$20.34	\$17.65	\$38,017
Inspectors, Testers, Sorters, Samplers, and Weighers	51-9061	\$22.75	\$17.80	\$25.22	\$22.56	\$47,313
Installation, Maintenance, and Repair Workers, All Other	49-9099	\$22.33	\$21.14	\$22.93	\$22.71	\$46,455
Laborers and Freight, Stock, and Material Movers, Hand	53-7062	\$16.92	\$13.38	\$18.70	\$17.30	\$35,199
Light Truck or Delivery Services Drivers	53-3033	\$15.71	\$10.06	\$18.54	\$12.78	\$32,680
Maintenance and Repair Workers, General	49-9071	\$20.49	\$14.58	\$23.44	\$20.92	\$42,614
Packers and Packers, Hand	53-7064	\$15.76	\$11.82	\$17.74	\$16.92	\$32,788
Production Workers, All Other	51-9199	\$19.49	\$12.89	\$22.79	\$18.90	\$40,537
Production, Planning, and Expediting Clerks	43-5061	\$25.18	\$19.06	\$28.25	\$24.35	\$52,383
Shipping, Receiving, and Traffic Clerks	43-5071	\$17.11	\$13.51	\$18.91	\$16.12	\$35,594
Transportation, Storage, and Distribution Managers	11-3071	\$35.16	\$26.76	\$39.37	\$34.96	\$73,137
Weighers, Measurers, Checkers, and Samplers, Recordkeeping	43-5111	\$17.78	\$16.99	\$18.17	\$17.87	\$36,976

The 2021 Iowa Wage data for the Storm Lake, IA Laborshed area was produced by the Labor Force & Occupational Analysis Bureau to provide communities local information on wages by occupation. The source of the wage and employment data is based on the May 2020 OES estimates. Additional occupational wage and employment data can be found at www.iowalmi.gov/laborshed.