

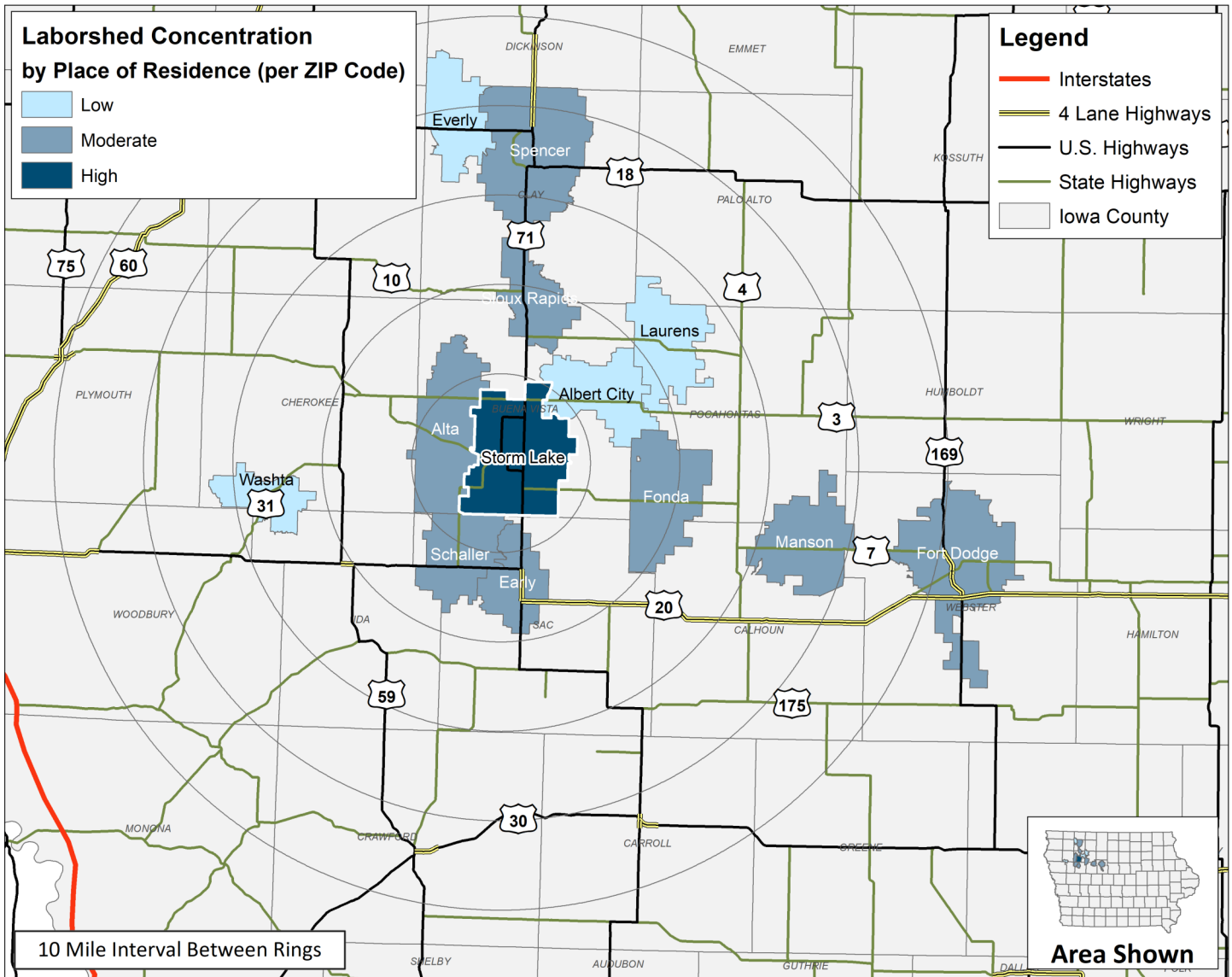
# LABOR CHARACTERISTICS

## FINANCIAL SERVICES



### STORM LAKE, IA LABORSHED AREA

CONCENTRATION OF RESPONDENTS WITHIN THE LABORSHED AREA WITH TRANSFERABLE EXPERIENCE/SKILLS BY PLACE OF RESIDENCE



Workers who have transferable experience/skills in the industry are currently commuting an average of 8 miles one way for work. Those who are likely to change/accept employment are willing to commute an average of 14 miles one way for the right employment opportunity.

FOR MORE INFORMATION REGARDING THE STORM LAKE, IA LABORSHED, CONTACT:

Iowa Lakes Corridor Development Corporation  
520 2nd Avenue East, Suite 2  
Spencer, IA 51301

Phone: (712) 264-3474 | E-mail: [info@lakescorridor.com](mailto:info@lakescorridor.com)  
[www.lakescorridor.com](http://www.lakescorridor.com)

# LABOR CHARACTERISTICS



## FINANCIAL SERVICES

### ESTIMATED AVAILABLE LABOR PER OCCUPATIONAL CATEGORY:

- Accountants and Auditors - 185
- Billing and Posting Clerks - 190
- Bookkeeping, Accounting, and Auditing Clerks - 1,125
- Customer Service Representatives - 1,127
- Financial Analysts - 376
- Financial Managers - 375
- Financial Specialists, All Other - 188
- First-Line Supervisors of Office and Administrative Support Workers - 751
- Insurance Sales Agents - 750
- Loan Officers - 187
- Personal Financial Advisors - 186
- Securities, Commodities, and Financial Services Sales Agents - 189
- Tellers - 191

AN ESTIMATED TOTAL OF **5,820** PEOPLE IN THE LABORSHED AREA

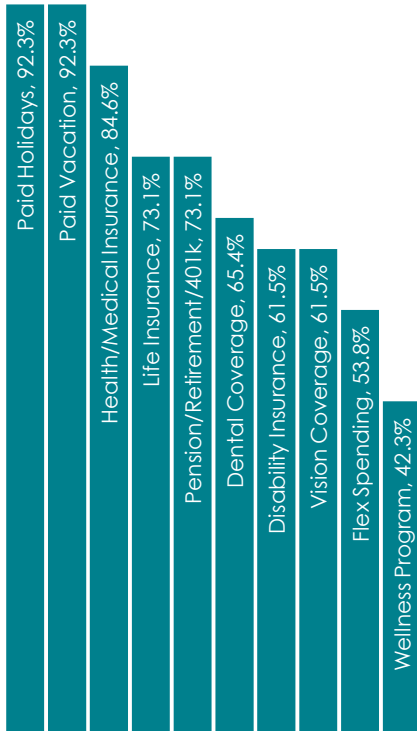
### UNDEREMPLOYMENT (ESTIMATED):

- Low hours - 0.0%
- Low income - 0.0%
- Mismatch of skills - 3.2% (21)
- Total - 3.2% (21)

*(Individuals counted only once when estimating Total Underemployment.)*



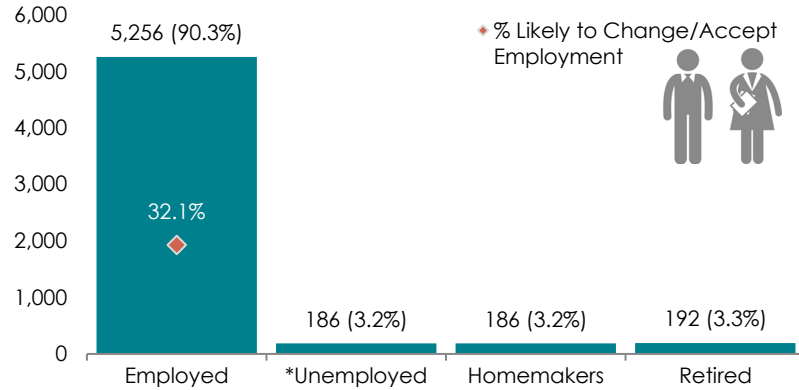
### CURRENT BENEFITS:



### DESIRED BENEFITS:



### ESTIMATED TOTAL BY EMPLOYMENT STATUS (PERCENTAGE):



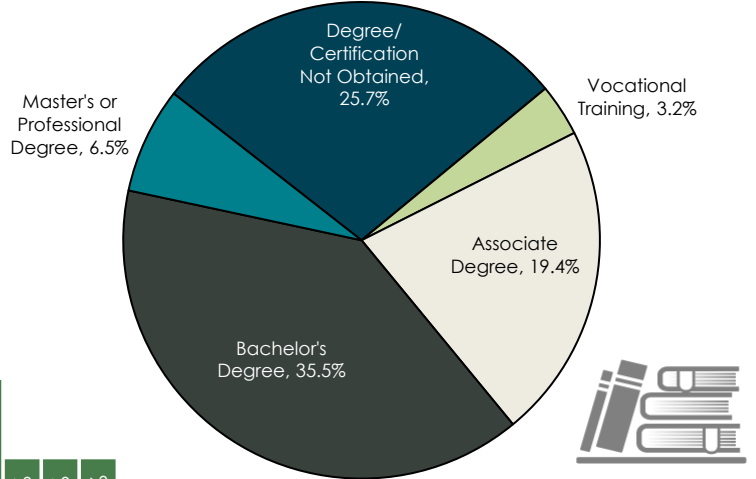
*\*Employment status is self-identified by the survey respondent. The unemployment percentage does not reflect the unemployment rate published by the U.S. Bureau of Labor Statistics, which applies a stricter definition.*

### EMPLOYMENT STATS:

- 48.4% paid an hourly wage
- 90.3% are/were employed full-time
- 9.7% are/were employed part-time
- 17.9% are/were self-employed
- 28.6% hold two or more jobs
- Currently working an average of 42 hours/week

### EDUCATIONAL LEVEL:

(90.3% HAVE AN EDUCATION BEYOND HIGH SCHOOL)



### TOP JOB SEARCH RESOURCES:

*(For those seeking employment opportunities, by use.)*

- Internet - 70.0%
  - [www.indeed.com](http://www.indeed.com)
  - [www.linkedin.com](http://www.linkedin.com)
  - [www.monster.com](http://www.monster.com)
- Networking through friends, family or acquaintances - 50.0%
- IowaWORKS Centers - 33.3%
- Newspapers - 30.0%



# LABOR CHARACTERISTICS



## FINANCIAL SERVICES

OCCUPATION	OCCUPATIONAL CODE	MEAN WAGE	ENTRY WAGE	EXPERIENCED WAGE	MEDIAN WAGE	MEAN ANNUAL SALARY
Accountants and Auditors	13-2011	\$29.42	\$21.52	\$33.37	\$27.66	\$61,192
Billing and Posting Clerks	43-3021	\$18.20	\$16.00	\$19.31	\$17.89	\$37,866
Bookkeeping, Accounting, and Auditing Clerks	43-3031	\$18.71	\$12.58	\$21.77	\$18.29	\$38,912
Brokerage Clerks	43-4011	\$19.78	\$13.84	\$22.75	\$17.62	\$41,144
Claims Adjusters, Examiners, and Investigators	13-1031	\$37.69	\$30.80	\$41.13	\$38.81	\$78,385
Compliance Officers	13-1041	\$28.38	\$21.68	\$31.73	\$28.63	\$59,027
Computer and Information Systems Managers	11-3021	\$55.66	\$35.99	\$65.50	\$58.63	\$115,782
Customer Service Representatives	43-4051	\$18.09	\$12.51	\$20.88	\$17.83	\$37,622
Financial Managers	11-3031	\$45.63	\$29.80	\$53.55	\$40.13	\$94,918
First-Line Supervisors of Non-Retail Sales Workers	41-1012	\$45.23	\$18.63	\$58.53	\$30.49	\$94,081
First-Line Supervisors of Office and Administrative Support Workers	43-1011	\$26.28	\$19.77	\$29.53	\$24.64	\$54,654
Loan Interviewers and Clerks	43-4131	\$17.96	\$16.77	\$18.56	\$17.77	\$37,367
Loan Officers	13-2072	\$38.31	\$23.57	\$45.68	\$31.11	\$79,689
New Accounts Clerks	43-4141	\$17.57	\$14.92	\$18.89	\$17.61	\$36,537
Tellers	43-3071	\$15.04	\$12.91	\$16.11	\$14.77	\$31,286

The 2021 Iowa Wage data for the Storm Lake, IA Laborshed area was produced by the Labor Force & Occupational Analysis Bureau to provide communities local information on wages by occupation. The source of the wage and employment data is based on the May 2020 OES estimates. Additional occupational wage and employment data can be found at [www.iowalmi.gov/laborshed](http://www.iowalmi.gov/laborshed).

