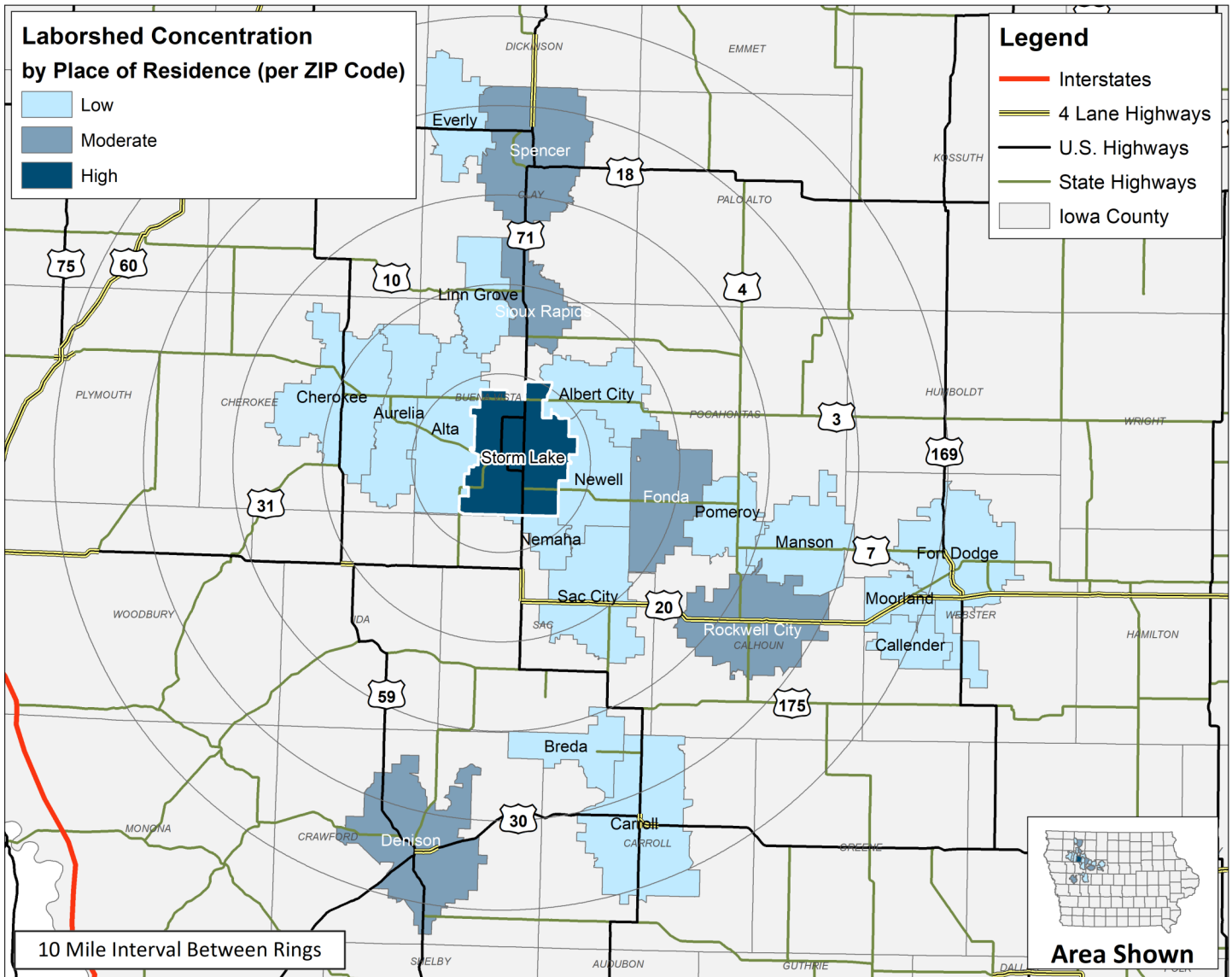


LABOR CHARACTERISTICS

ADVANCED MANUFACTURING

STORM LAKE, IA LABORSHED AREA

CONCENTRATION OF RESPONDENTS WITHIN THE LABORSHED AREA
WITH TRANSFERABLE EXPERIENCE/SKILLS BY PLACE OF RESIDENCE



Workers who have transferable experience/skills in the industry are currently commuting an average of 14 miles one way for work. Those who are likely to change/accept employment are willing to commute an average of 22 miles one way for the right employment opportunity.

FOR MORE INFORMATION REGARDING THE STORM LAKE, IA LABORSHED, CONTACT:

Iowa Lakes Corridor Development Corporation
520 2nd Avenue East, Suite 2
Spencer, IA 51301

Phone: (712) 264-3474 | E-mail: info@lakescorridor.com
www.lakescorridor.com

LABOR CHARACTERISTICS



ADVANCED MANUFACTURING

ESTIMATED AVAILABLE LABOR PER OCCUPATIONAL CATEGORY:

- Crane and Tower Operators - 192
- Cutting, Punching, and Press Machine Setters, Operators, and Tenders, Metal and Plastic - 186
- Electricians - 185
- Engineers, All Other - 183
- First-Line Supervisors of Mechanics, Installers, and Repairers - 934
- First-Line Supervisors of Production and Operating Workers - 561
- Heavy and Tractor-Trailer Truck Drivers - 2,618
- Industrial Production Managers - 748
- Industrial Truck and Tractor Operators - 374
- Inspectors, Testers, Sorters, Samplers, and Weighers - 190
- Installation, Maintenance, and Repair Workers, All Other - 1,121
- Laborers and Freight, Stock, and Material Movers, Hand - 935
- Light Truck or Delivery Services Drivers - 191
- Mechanical Engineering Technicians - 184
- Milling and Planing Machine Setters, Operators, and Tenders, Metal and Plastic - 187
- Multiple Machine Tool Setters, Operators, and Tenders, Metal and Plastic - 188
- Production Workers, All Other - 1,496
- Water and Wastewater Treatment Plant and System Operators - 189
- Welders, Cutters, Solderers, and Brazers - 373

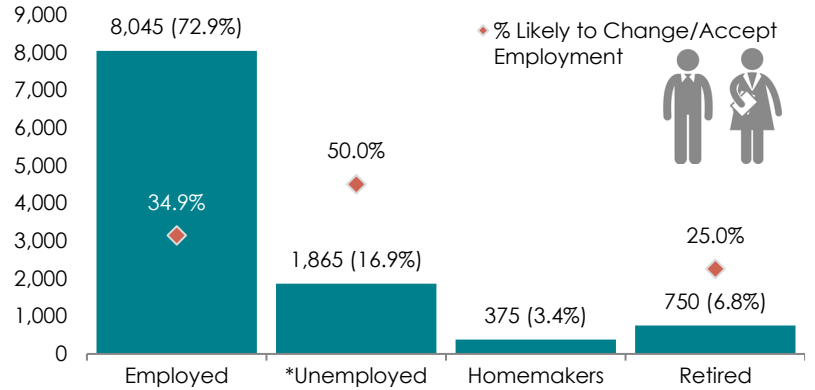
AN ESTIMATED TOTAL OF **11,035** PEOPLE IN THE LABORSHED AREA

UNDEREMPLOYMENT (ESTIMATED):

- Low hours - 1.7% (21)
- Low income - 0.0%
- Mismatch of skills - 3.4% (42)
- Total - 5.1% (64)

(Individuals counted only once when estimating Total Underemployment.)

ESTIMATED TOTAL BY EMPLOYMENT STATUS (PERCENTAGE):



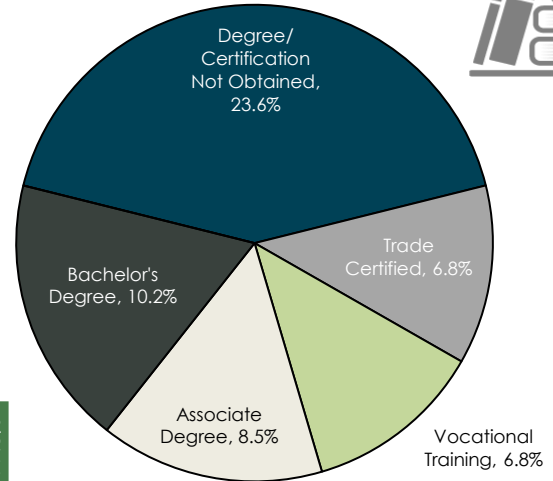
**Employment status is self-identified by the survey respondent. The unemployment percentage does not reflect the unemployment rate published by the U.S. Bureau of Labor Statistics, which applies a stricter definition.*

EMPLOYMENT STATS:

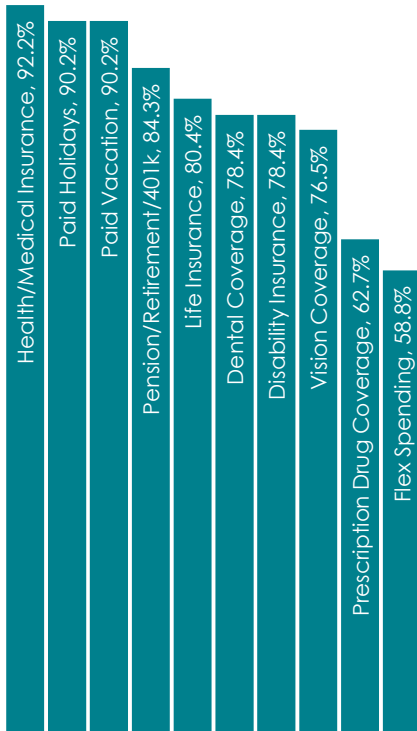
- 64.4% paid an hourly wage
- 98.2% are/were employed full-time
- 1.8% are/were employed part-time
- 14.0% are/were self-employed
- 14.3% hold two or more jobs
- Currently working an average of 50 hours/week

EDUCATIONAL LEVEL:

(55.9% HAVE AN EDUCATION BEYOND HIGH SCHOOL)



CURRENT BENEFITS:



DESIRED BENEFITS:



TOP JOB SEARCH RESOURCES:

(For those seeking employment opportunities, by use.)

- Internet - 75.0%
 - www.indeed.com
 - www.facebook.com
 - www.linkedin.com
 - www.monster.com
 - Company/organization website
- IowaWORKS Centers - 39.3%
- Networking through friends, family or acquaintances - 35.7%
- Newspapers - 28.6%



LABOR CHARACTERISTICS



ADVANCED MANUFACTURING

OCCUPATION	OCCUPATIONAL CODE	MEAN WAGE	ENTRY WAGE	EXPERIENCED WAGE	MEDIAN WAGE	MEAN ANNUAL SALARY
Architectural and Engineering Managers	11-9041	\$56.69	\$45.23	\$62.41	\$58.59	\$117,905
Bus and Truck Mechanics and Diesel Engine Specialists	49-3031	\$23.26	\$16.87	\$26.46	\$22.97	\$48,390
Chemical Equipment Operators and Tenders	51-9011	\$21.04	\$16.38	\$23.37	\$20.82	\$43,768
Conveyor Operators and Tenders	53-7011	\$18.56	\$15.50	\$20.09	\$18.40	\$38,606
Cooling and Freezing Equipment Operators and Tenders	51-9193	\$20.53	\$16.12	\$22.74	\$19.36	\$42,703
Cutting, Punching, and Press Machine Setters, Operators, and Tenders, Metal and Plastic	51-4031	\$19.51	\$14.65	\$21.94	\$19.74	\$40,578
Electrical and Electronic Engineering Technicians	17-3023	\$33.99	\$28.44	\$36.77	\$34.87	\$70,707
Electricians	47-2111	\$25.86	\$18.71	\$29.43	\$26.56	\$53,779
First-Line Supervisors of Mechanics, Installers, and Repairers	49-1011	\$35.87	\$25.55	\$41.04	\$36.05	\$74,616
First-Line Supervisors of Production and Operating Workers	51-1011	\$28.61	\$20.00	\$32.91	\$28.71	\$59,499
Furnace, Kiln, Oven, Drier, and Kettle Operators and Tenders	51-9051	\$21.51	\$18.76	\$22.88	\$22.06	\$44,734
Heavy and Tractor-Trailer Truck Drivers	53-3032	\$20.73	\$14.99	\$23.61	\$20.34	\$43,127
Helpers--Production Workers	51-9198	\$19.88	\$15.72	\$21.96	\$20.82	\$41,348
Industrial Engineers	17-2112	\$42.48	\$32.93	\$47.26	\$41.73	\$88,369
Industrial Machinery Mechanics	49-9041	\$24.56	\$19.38	\$27.15	\$24.15	\$51,086
Industrial Production Managers	11-3051	\$45.47	\$31.43	\$52.48	\$44.10	\$94,572
Industrial Truck and Tractor Operators	53-7051	\$18.28	\$14.16	\$20.34	\$17.65	\$38,017
Inspectors, Testers, Sorters, Samplers, and Weighers	51-9061	\$22.75	\$17.80	\$25.22	\$22.56	\$47,313
Installation, Maintenance, and Repair Workers, All Other	49-9099	\$22.33	\$21.14	\$22.93	\$22.71	\$46,455
Laborers and Freight, Stock, and Material Movers, Hand	53-7062	\$16.92	\$13.38	\$18.70	\$17.30	\$35,199
Light Truck or Delivery Services Drivers	53-3033	\$15.71	\$10.06	\$18.54	\$12.78	\$32,680
Machinists	51-4041	\$17.96	\$14.42	\$19.74	\$18.30	\$37,365
Maintenance and Repair Workers, General	49-9071	\$20.49	\$14.58	\$23.44	\$20.92	\$42,614
Mechanical Drafters	17-3013	\$24.31	\$18.44	\$27.25	\$23.44	\$50,568
Mechanical Engineers	17-2141	\$44.67	\$31.10	\$51.46	\$43.22	\$92,919
Millwrights	49-9044	\$27.48	\$25.36	\$28.53	\$28.31	\$57,150
Mixing and Blending Machine Setters, Operators, and Tenders	51-9023	\$19.49	\$15.01	\$21.72	\$18.92	\$40,534
Molders, Shapers, and Casters, Except Metal and Plastic	51-9195	\$17.32	\$13.16	\$19.40	\$17.31	\$36,027
Molding, Coremaking, and Casting Machine Setters, Operators, and Tenders, Metal and Plastic	51-4072	\$18.09	\$13.88	\$20.20	\$17.77	\$37,634
Multiple Machine Tool Setters, Operators, and Tenders, Metal and Plastic	51-4081	\$19.86	\$16.21	\$21.69	\$19.69	\$41,314
Packaging and Filling Machine Operators and Tenders	51-9111	\$17.42	\$14.39	\$18.93	\$17.00	\$36,224
Packers and Packers, Hand	53-7064	\$15.76	\$11.82	\$17.74	\$16.92	\$32,788
Production Workers, All Other	51-9199	\$19.49	\$12.89	\$22.79	\$18.90	\$40,537
Water and Wastewater Treatment Plant and System Operators	51-8031	\$19.73	\$15.51	\$21.83	\$19.35	\$41,032
Welders, Cutters, Solderers, and Brazers	51-4121	\$19.78	\$15.86	\$21.74	\$19.25	\$41,142
Welding, Soldering, and Brazing Machine Setters, Operators, and Tenders	51-4122	\$20.96	\$17.34	\$22.77	\$21.11	\$43,597

The 2021 Iowa Wage data for the Storm Lake, IA Laborshed area was produced by the Labor Force & Occupational Analysis Bureau to provide communities local information on wages by occupation. The source of the wage and employment data is based on the May 2020 OES estimates. Additional occupational wage and employment data can be found at www.iowalmi.gov/laborshed.