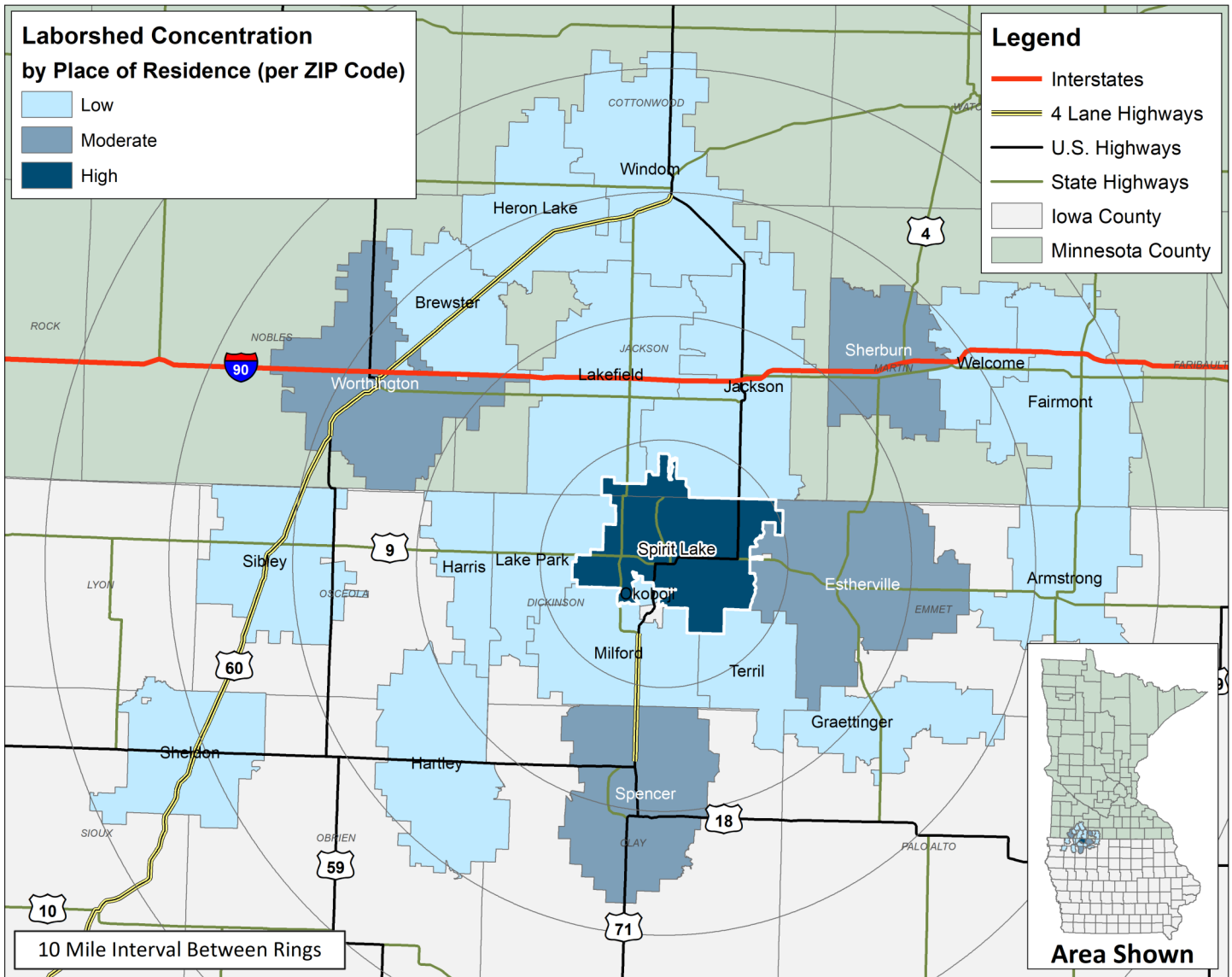


LABOR CHARACTERISTICS

ADVANCED MANUFACTURING

SPIRIT LAKE, IA LABORSHED AREA

CONCENTRATION OF RESPONDENTS WITHIN THE LABORSHED AREA WITH TRANSFERABLE EXPERIENCE/SKILLS BY PLACE OF RESIDENCE



Workers who have transferable experience/skills in the industry are currently commuting an average of 15 miles one way for work. Those who are likely to change/accept employment are willing to commute an average of 25 miles one way for the right employment opportunity.

FOR MORE INFORMATION REGARDING THE SPIRIT LAKE, IA LABORSHED, CONTACT:

Iowa Lakes Corridor Development Corporation
520 2nd Avenue East, Suite 2
Spencer, IA 51301

Phone: (712) 264-3474 | E-mail: info@lakescorridor.com
www.lakescorridor.com

LABOR CHARACTERISTICS

ADVANCED MANUFACTURING

ESTIMATED AVAILABLE LABOR PER OCCUPATIONAL CATEGORY:

- Assemblers and Fabricators, All Other - 151
- Cleaning, Washing, and Metal Pickling Equipment Operators and Tenders - 157
- Computer Hardware Engineers - 148
- Electricians - 767
- Engineers, All Other - 614
- First-Line Supervisors of Mechanics, Installers, and Repairers - 461
- First-Line Supervisors of Production and Operating Workers - 304
- Heavy and Tractor-Trailer Truck Drivers - 1,534
- Industrial Engineers - 149
- Industrial Production Managers - 460
- Industrial Truck and Tractor Operators - 158
- Inspectors, Testers, Sorters, Samplers, and Weighers - 156
- Installation, Maintenance, and Repair Workers, All Other - 1,074
- Laborers and Freight, Stock, and Material Movers, Hand - 307
- Light Truck or Delivery Services Drivers - 306
- Machinists - 152
- Mechanical Engineers - 150
- Molding, Coremaking, and Casting Machine Setters, Operators, and Tenders, Metal and Plastic - 153
- Packers and Packagers, Hand - 159
- Plating and Coating Machine Setters, Operators, and Tenders, Metal and Plastic - 155
- Production Workers, All Other - 1,227
- Team Assemblers - 615
- Welders, Cutters, Solderers, and Brazers - 305
- Welding, Soldering, and Brazing Machine Setters, Operators, and Tenders - 154

AN ESTIMATED TOTAL OF **9,816** PEOPLE IN THE LABORSHED AREA

UNDEREMPLOYMENT (ESTIMATED):

- Low hours - 1.6% (20)
- Mismatch of skills - 9.4% (118)
- Low income - 0.0%
- Total - 10.9% (137)

(Individuals counted only once when estimating Total Underemployment.)

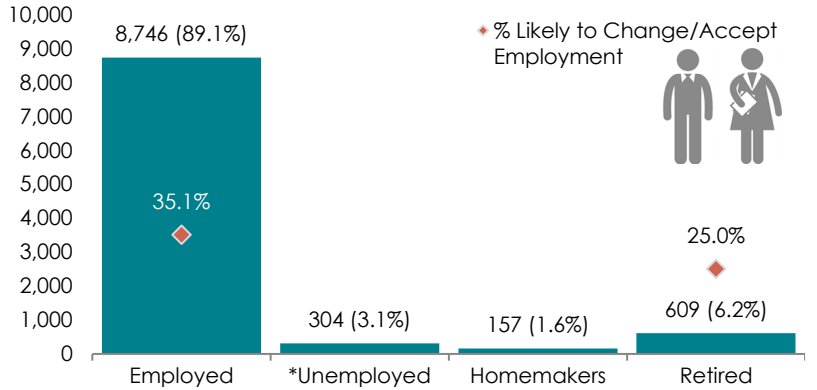
CURRENT BENEFITS:



DESIRED BENEFITS:



ESTIMATED TOTAL BY EMPLOYMENT STATUS (PERCENTAGE):



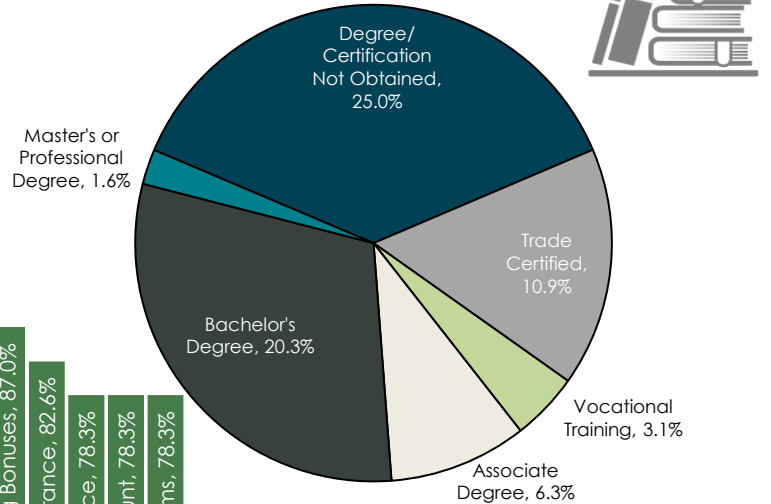
**Employment status is self-identified by the survey respondent. The unemployment percentage does not reflect the unemployment rate published by the U.S. Bureau of Labor Statistics, which applies a stricter definition.*

EMPLOYMENT STATS:

- 68.8% paid an hourly wage
- 95.3% are/were employed full-time
- 4.7% are/were employed part-time
- 5.3% are/were self-employed
- 12.3% hold two or more jobs
- Currently working an average of 47 hours/week

EDUCATIONAL LEVEL:

(67.2% HAVE AN EDUCATION BEYOND HIGH SCHOOL)



TOP JOB SEARCH RESOURCES:

(For those seeking employment opportunities, by use.)

- Internet - 79.0%
 - www.indeed.com
 - www.facebook.com
 - www.linkedin.com
 - Company/organization website
- Networking through friends, family or acquaintances - 51.6%
- Newspapers - 30.6%
- Private Employment Services - 25.8%



LABOR CHARACTERISTICS

ADVANCED MANUFACTURING

OCCUPATION	OCCUPATIONAL CODE	MEAN WAGE	ENTRY WAGE	EXPERIENCED WAGE	MEDIAN WAGE	MEAN ANNUAL SALARY
Bus and Truck Mechanics and Diesel Engine Specialists	49-3031	\$22.64	\$19.92	\$24.01	\$22.56	\$47,101
Cutting, Punching, and Press Machine Setters, Operators, and Tenders, Metal and Plastic	51-4031	\$16.11	\$13.63	\$17.35	\$15.63	\$33,509
Electricians	47-2111	\$27.51	\$21.43	\$30.54	\$26.76	\$57,212
First-Line Supervisors of Mechanics, Installers, and Repairers	49-1011	\$23.82	\$17.53	\$26.97	\$19.05	\$49,547
First-Line Supervisors of Production and Operating Workers	51-1011	\$32.61	\$21.05	\$38.38	\$30.19	\$67,823
Heavy and Tractor-Trailer Truck Drivers	53-3032	\$22.33	\$16.82	\$25.09	\$21.13	\$46,450
Helpers--Production Workers	51-9198	\$18.55	\$15.12	\$20.26	\$18.69	\$38,578
Industrial Engineering Technicians	17-3026	\$26.12	\$20.03	\$29.17	\$23.84	\$54,332
Industrial Engineers	17-2112	\$39.89	\$32.53	\$43.56	\$39.36	\$82,964
Industrial Machinery Mechanics	49-9041	\$23.46	\$19.76	\$25.31	\$23.41	\$48,798
Industrial Production Managers	11-3051	\$48.92	\$33.40	\$56.68	\$44.92	\$101,761
Industrial Truck and Tractor Operators	53-7051	\$18.88	\$14.18	\$21.23	\$19.57	\$39,262
Inspectors, Testers, Sorters, Samplers, and Weighers	51-9061	\$18.99	\$16.77	\$20.10	\$18.58	\$39,503
Installation, Maintenance, and Repair Workers, All Other	49-9099	\$20.98	\$15.52	\$23.72	\$21.00	\$43,648
Laborers and Freight, Stock, and Material Movers, Hand	53-7062	\$18.31	\$13.86	\$20.54	\$18.14	\$38,093
Light Truck or Delivery Services Drivers	53-3033	\$17.42	\$12.76	\$19.76	\$17.52	\$36,242
Machinists	51-4041	\$18.40	\$14.50	\$20.35	\$18.69	\$38,266
Maintenance and Repair Workers, General	49-9071	\$19.22	\$13.11	\$22.27	\$18.43	\$39,969
Mechanical Drafters	17-3013	\$24.31	\$20.06	\$26.43	\$23.83	\$50,560
Mechanical Engineers	17-2141	\$35.30	\$24.95	\$40.48	\$35.07	\$73,427
Packaging and Filling Machine Operators and Tenders	51-9111	\$16.57	\$13.93	\$17.89	\$15.43	\$34,469
Packers and Packers, Hand	53-7064	\$15.66	\$12.30	\$17.33	\$16.12	\$32,563
Structural Metal Fabricators and Fitters	51-2041	\$19.90	\$16.87	\$21.42	\$18.85	\$41,394
Water and Wastewater Treatment Plant and System Operators	51-8031	\$24.43	\$22.25	\$25.52	\$24.01	\$50,816
Welders, Cutters, Solderers, and Brazers	51-4121	\$22.32	\$16.75	\$25.11	\$22.04	\$46,430

The 2021 Iowa Wage data for the Spirit Lake, IA Laborshed area was produced by the Labor Force & Occupational Analysis Bureau to provide communities local information on wages by occupation. The source of the wage and employment data is based on the May 2020 OES estimates. Additional occupational wage and employment data can be found at www.iowalmi.gov/laborshed.