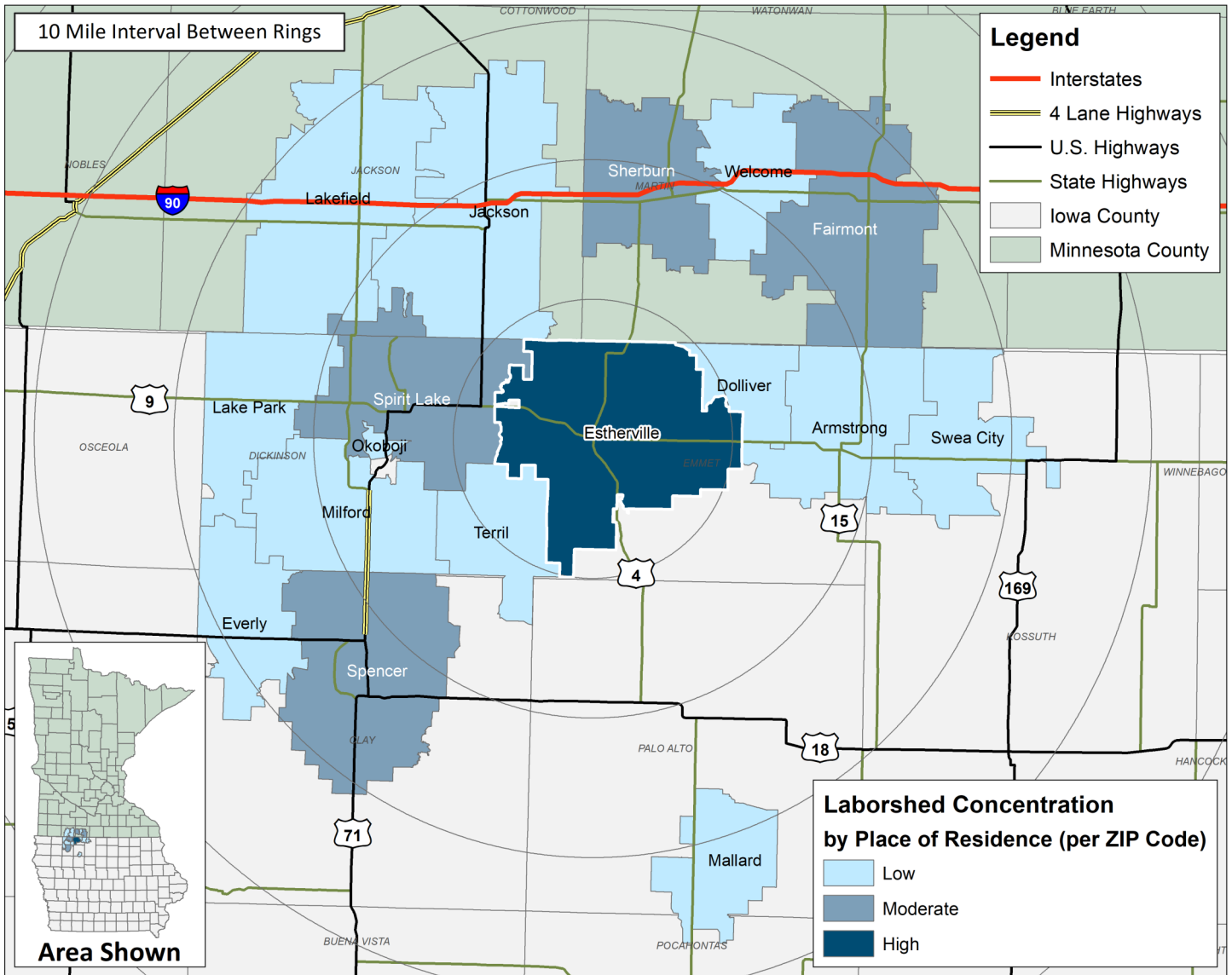


LABOR CHARACTERISTICS

ADVANCED MANUFACTURING

ESTHERVILLE, IA LABORSHED AREA

CONCENTRATION OF RESPONDENTS WITHIN THE LABORSHED AREA
WITH TRANSFERABLE EXPERIENCE/SKILLS BY PLACE OF RESIDENCE



Workers who have transferable experience/skills in the industry are currently commuting an average of 14 miles one way for work. Those who are likely to change/accept employment are willing to commute an average of 24 miles one way for the right employment opportunity.

FOR MORE INFORMATION REGARDING THE ESTHERVILLE, IA LABORSHED, CONTACT:

Iowa Lakes Corridor Development Corporation
520 2nd Avenue East, Suite 2
Spencer, IA 51301

Phone: (712) 264-3474 | E-mail: info@lakescorridor.com
www.lakescorridor.com

LABOR CHARACTERISTICS



ADVANCED MANUFACTURING

ESTIMATED AVAILABLE LABOR PER OCCUPATIONAL CATEGORY:

- Architectural and Engineering Managers - 99
- Assemblers and Fabricators, All Other - 102
- Electricians - 508
- Engineers, All Other - 303
- First-Line Supervisors of Mechanics, Installers, and Repairers - 405
- First-Line Supervisors of Production and Operating Workers - 406
- Heavy and Tractor-Trailer Truck Drivers - 1,117
- Industrial Engineers - 100
- Industrial Production Managers - 98
- Industrial Truck and Tractor Operators - 106
- Inspectors, Testers, Sorters, Samplers, and Weighers - 204
- Installation, Maintenance, and Repair Workers, All Other - 710
- Laborers and Freight, Stock, and Material Movers, Hand - 305
- Light Truck or Delivery Services Drivers - 304
- Machinists - 103
- Mechanical Engineers - 101
- Molding, Coremaking, and Casting Machine Setters, Operators, and Tenders, Metal and Plastic - 203
- Production Workers, All Other - 712
- Team Assemblers - 711
- Welders, Cutters, Solderers, and Brazers - 104
- Welding, Soldering, and Brazing Machine Setters, Operators, and Tenders - 105

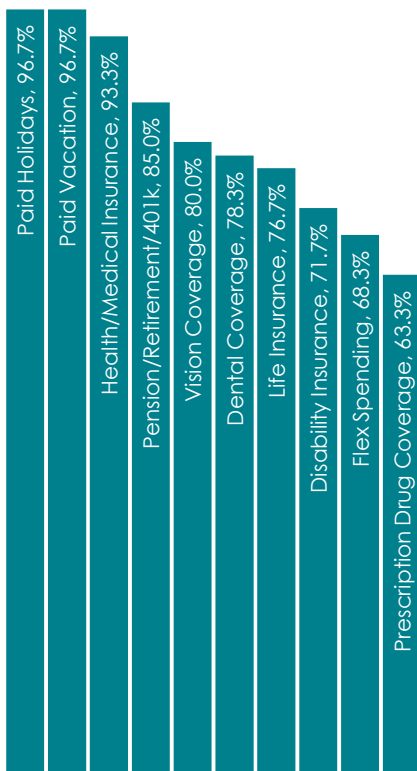
AN ESTIMATED TOTAL OF **6,806** PEOPLE IN THE LABORSHED AREA

UNDEREMPLOYMENT (ESTIMATED):

- Low hours - 0.0%
- Low income - 0.0%
- Mismatch of skills - 9.0% (128)
- Total - 9.0% (128)

(Individuals counted only once when estimating Total Underemployment.)

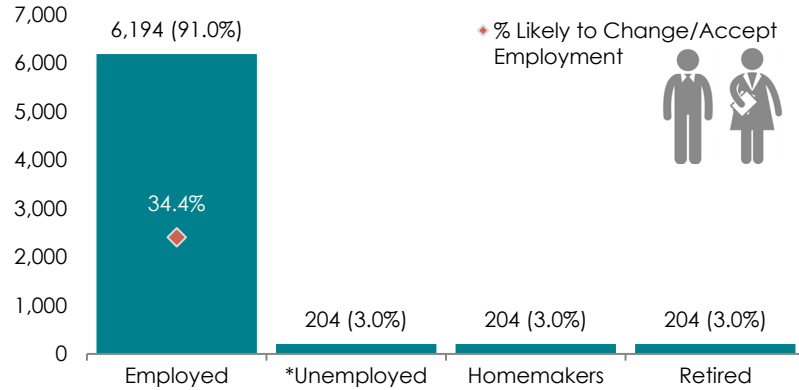
CURRENT BENEFITS:



DESIRED BENEFITS:



ESTIMATED TOTAL BY EMPLOYMENT STATUS (PERCENTAGE):



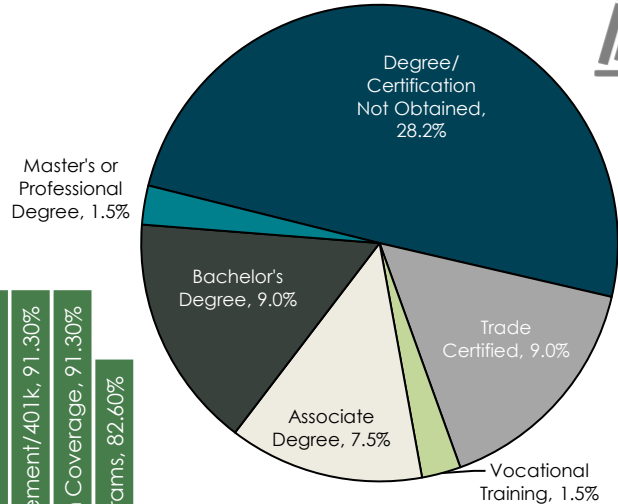
**Employment status is self-identified by the survey respondent. The unemployment percentage does not reflect the unemployment rate published by the U.S. Bureau of Labor Statistics, which applies a stricter definition.*

EMPLOYMENT STATS:

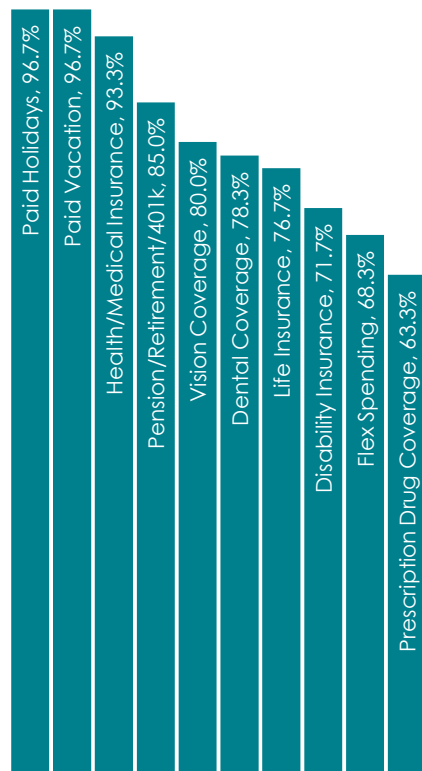
- 68.7% paid an hourly wage
- 98.5% are/were employed full-time
- 1.5% are/were employed part-time
- 8.2% are/were self-employed
- 13.1% hold two or more jobs
- Currently working an average of 47 hours/week

EDUCATIONAL LEVEL:

(56.7% HAVE AN EDUCATION BEYOND HIGH SCHOOL)



CURRENT BENEFITS:



DESIRED BENEFITS:



TOP JOB SEARCH RESOURCES:

(For those seeking employment opportunities, by use.)

- Internet - 84.6%
 - www.indeed.com
 - www.facebook.com
 - www.linkedin.com
- Networking through friends, family or acquaintances - 49.2%
- IowaWORKS Centers - 29.2%
- Newspapers - 27.7%



LABOR CHARACTERISTICS



ADVANCED MANUFACTURING

OCCUPATION	OCCUPATIONAL CODE	MEAN WAGE	ENTRY WAGE	EXPERIENCED WAGE	MEDIAN WAGE	MEAN ANNUAL SALARY
Bus and Truck Mechanics and Diesel Engine Specialists	49-3031	\$22.81	\$20.87	\$23.79	\$22.73	\$47,454
Electricians	47-2111	\$27.51	\$21.41	\$30.56	\$26.72	\$57,221
First-Line Supervisors of Mechanics, Installers, and Repairers	49-1011	\$34.01	\$24.17	\$38.93	\$34.81	\$70,746
First-Line Supervisors of Production and Operating Workers	51-1011	\$33.68	\$21.51	\$39.77	\$31.13	\$70,064
Heavy and Tractor-Trailer Truck Drivers	53-3032	\$20.44	\$16.59	\$22.37	\$19.57	\$42,519
Helpers--Production Workers	51-9198	\$19.32	\$16.69	\$20.63	\$19.14	\$40,177
Industrial Engineering Technicians	17-3026	\$26.43	\$19.94	\$29.67	\$24.14	\$54,968
Industrial Engineers	17-2112	\$40.21	\$33.04	\$43.79	\$39.71	\$83,634
Industrial Machinery Mechanics	49-9041	\$22.69	\$19.10	\$24.49	\$22.77	\$47,201
Industrial Production Managers	11-3051	\$51.95	\$35.64	\$60.11	\$47.95	\$108,056
Industrial Truck and Tractor Operators	53-7051	\$18.71	\$14.17	\$20.98	\$19.08	\$38,908
Inspectors, Testers, Sorters, Samplers, and Weighers	51-9061	\$21.18	\$17.86	\$22.83	\$21.33	\$44,048
Installation, Maintenance, and Repair Workers, All Other	49-9099	\$21.75	\$16.81	\$24.22	\$21.75	\$45,236
Laborers and Freight, Stock, and Material Movers, Hand	53-7062	\$18.27	\$13.78	\$20.52	\$18.09	\$38,004
Light Truck or Delivery Services Drivers	53-3033	\$17.61	\$13.26	\$19.78	\$17.67	\$36,626
Maintenance and Repair Workers, General	49-9071	\$19.79	\$13.13	\$23.12	\$19.44	\$41,164
Mechanical Engineers	17-2141	\$35.51	\$24.74	\$40.90	\$35.37	\$73,869
Packaging and Filling Machine Operators and Tenders	51-9111	\$18.80	\$14.57	\$20.92	\$17.61	\$39,114
Packers and Packagers, Hand	53-7064	\$15.66	\$12.30	\$17.33	\$16.12	\$32,563
Structural Metal Fabricators and Fitters	51-2041	\$20.99	\$16.72	\$23.13	\$19.88	\$43,666
Water and Wastewater Treatment Plant and System Operators	51-8031	\$24.62	\$22.24	\$25.81	\$24.21	\$51,202
Welders, Cutters, Solderers, and Brazers	51-4121	\$23.35	\$19.34	\$25.35	\$22.83	\$48,558

The 2021 Iowa Wage data for the Estherville, IA Laborshed area was produced by the Labor Force & Occupational Analysis Bureau to provide communities local information on wages by occupation. The source of the wage and employment data is based on the May 2020 OES estimates. Additional occupational wage and employment data can be found at www.iowalmi.gov/laborshed.

